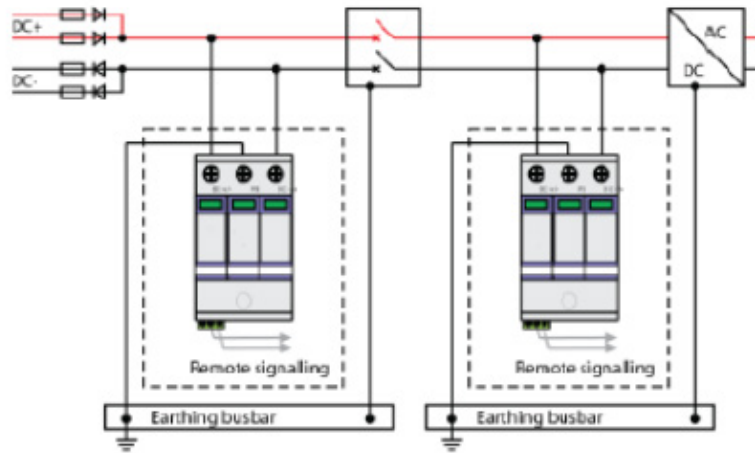


SPDPV1000

INSTALLATION INSTRUCTIONS



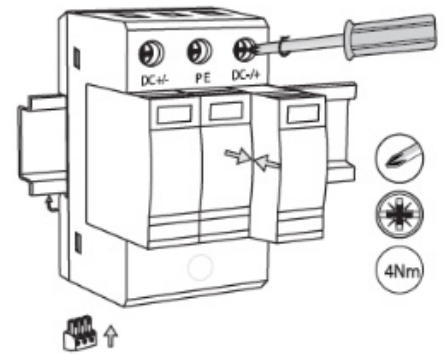
SURge
PROTECTION DEVICES LTD



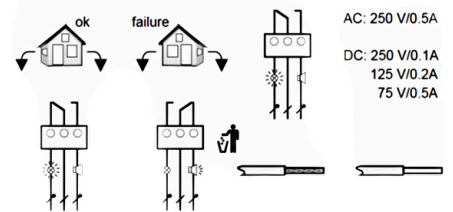
Technical Data

SPDPV1000

Maximum PV DC Voltage - U_{CPV}	$\leq 1000V$ DC
Maximum Continuous Voltage - U_c	1060V DC
Voltage Protection Level - U_p	$\leq 4kV$
Nominal Discharge Current 8/20 μs - I_n	20kA
Maximum Discharge Current 8/20 μs - I_{max}	40kA
Response Time - t_A	$\leq 25ns$
Tightening Torque	4Nm
Operating Temperature	-40°C to +80°C
Dimensions - W (mm) x H (mm) x D (mm)	54 x 90 x 60
Mounting On	35mm DIN rail
Indication of Status	Flag & Remote
Classification According to BS EN 61643-31	Type 2



Remote Monitoring



	15.5mm	15.5mm	15.5mm
DC+/- PE min.	1.5mm ²		
DC+/- PE max.	25mm ²	35mm ²	

Safety Instructions: The device may only be installed by a registered electrician. The device must be checked for external damage or other defects prior to installation, if any damage is found the device must not be installed. Its use is only permitted within the limits stated in these installation instructions. Opening or otherwise tampering with the device invalidates the warranty. This device should be installed in line with the current edition of BS 7671. Each of our devices includes an information sticker which should be attached at or near to the SPD.

01484 851747

info@surgedevice.co.uk

